



# GDI High Flow Pump HPFP35 for BMW-N55



**Xtreme-DI**  
GDI PERFORMANCE PARTS  
DI Fuel Systems and Controls

## 444whp, 470ftlb GDI only !!!

no meth, no PFI, no extra ECUs, no wiring, full control, full OBD Diagnostics.



This GDI high pressure fuel pump was developed to replace the Bosch OEM high pressure pump. It delivers up to 35% more fuel flow without any other changes to the fuel system.

Maximum Fuel Pressure is 200bar / 2900psi, the same as the OEM pump.

To find dealers please contact Tuning Tech FS



#### Application

##### Maximum Rail Pressure

200bar / 2900psi short term (e.g. at peak rpm/load)  
180bar / 2600psi permanent

##### Fuel Compatibility:

all known fuels, all Ethanol blends

##### Electric Connector:

Bosch Compact 2-pin

##### Driver Profile:

XDI, tuning changes needed

#### Mechanical Data

##### Geometric Pump Capacity

1.22cc (OEM = 0.897cc > +36% capacity)

##### Maximum Flow Rate:

195LPH @ 7000rpm

##### Housing material:

*stainless steel  
hard coated Aluminum*

##### Accessories:


*high pressure line, electric pigtail  
-6 AN inlet hose*

##### Dry Weight:

1112 g



# GDI High Flow Pump HPFP35 for BMW-N55



**Xtreme-DI**  
GDI PERFORMANCE PARTS

DI Fuel Systems and Controls

